

ORTRONICS®

# DESIGNED TO MAXIMIZE YOUR NETWORK PERFORMANCE

## Mighty Mo® 20 Rack System



designed to be better.™





A COMPREHENSIVE  
SOLUTION THAT  
MEETS THE NEEDS OF  
NETWORKS REQUIRING  
GREATER FLEXIBILITY,  
OPTIMUM EFFICIENCY  
AND SUPERIOR DESIGN.

# MIGHTY MO 20

A well designed physical support infrastructure maximizes network performance by minimizing signal loss caused by improper cable support, guarantees the flexibility necessary for future technology and increases cooling efficiency through proper airflow management.

On the 20th anniversary of the Mighty Mo® product family, Legrand is excited to introduce the Mighty Mo 20 Rack System. 30 years ago we introduced RJ modular to 110 patch panels, inventing the network products that became known as "Structured Cabling."

Ten years later, the Legrand® philosophy of providing cutting edge innovations was demonstrated when we introduced the very first Mighty Mo cable management

rack to the market. Since that time, Legrand engineers have capitalized on their knowledge of high performance copper and fiber networks to develop the network support solutions we now call "Physical Support".

Today, in addition to the Legrand high-performance copper and fiber structured cabling systems, Legrand solutions encompass the entire physical infrastructure that supports your network, including racks, cabinets, advanced cable management, pathway solutions, under floor and overhead systems. By recognizing the importance of the underlying infrastructure layer and emphasizing best practices in pathway and physical support design, a new level of stability can be created for the network.



## GREATER FLEXIBILITY

Anticipate the next generation of network requirements with products that grow with changing demands to offer flexibility across any size network.

- Large selection of Channel and 4-Post racks
- Vertical managers from 4" to 16" wide
- Snap on 180° bend limiters create fiber "compliant" vertical management
- Innovative "Universal Cable Troughs" make front to rear routing of cables between racks simple

## OPTIMUM EFFICIENCY

Maximize your network performance with better cable and thermal management. Mighty Mo 20 solutions protect your cabling and improve your network and energy efficiency with innovative rack and baffle solutions that protect cable termination and enhance airflow.

- Honeycomb side rails stabilize terminated cables as they route from the panels out of the rack
- The patented honeycomb side rails and wire frame verticals provide industry leading airflow for side ventilated network equipment
- Larger vertical managers reduce cable obstruction of airflow and simplify patch cord and jumper routing

A WELL DESIGNED  
PHYSICAL SUPPORT  
INFRASTRUCTURE  
MAXIMIZES NETWORK  
PERFORMANCE  
BY MINIMIZING  
SIGNAL LOSS CAUSED  
BY IMPROPER  
CABLE SUPPORT.



## SUPERIOR DESIGN

20 years of customer feedback and engineering innovation have combined to create our most complete rack solution yet. Mighty Mo 20's design will minimize your network downtime while supporting new cabling and equipment technology.

- Over 150 new innovative products designed for any copper or fiber media
- Racks and managers designed to fit any size LAN, SAN or Data Center
- Overhead tray and ladder brackets, rack spacer bars, speednuts and washerless grounding all designed for easier installation






# MIGHTY MO 20 CABLE MANAGEMENT SYSTEM

## Cable Management Racks

### OR-MM20

#### Mighty Mo 20 Channel Racks



OR-MM20724-B

### Mighty Mo 20® Channel Racks

Mighty Mo 20 channel racks are designed to provide greater flexibility and optimum efficiency to any size network. The top trough with built-in waterfall provides bend radius control and efficient patch cable routing. Honeycomb side rails on all depth channel racks provide the ultimate in distribution cable management. On 16-1/4" and deeper channel racks, honeycomb side rails and airflow baffles combine to create a patented system that manages intake and exhaust air from side vented equipment.

PART NO.	DESCRIPTION
OR-MM20706-X	6.5"D channel, 7'H, 45 RU, tapped #12-24
OR-MM20710-X	10.5"D channel, 7'H, 45 RU, tapped #12-24
OR-MM20716-X	16.25"D channel, 7'H, 45 RU, tapped #12-24
OR-MM20724-X	24"D channel, 7'H, 45 RU, tapped #12-24
OR-MM20730-X	30"D channel, 7'H, 45 RU, tapped #12-24
OR-MM20810-X	10.5"D channel, 8'H, 51 RU, tapped #12-24
OR-MM20816-X	16.25"D channel, 8'H, 51 RU, tapped #12-24
OR-MM20824-X	24"D channel, 8'H, 51 RU, tapped #12-24
OR-MM20830-X	30"D channel, 8'H, 51 RU, tapped #12-24
OR-MM20916-X	16.25"D channel, 9'H, 58 RU, tapped #12-24
OR-MM20924-X	24"D channel, 9'H, 58 RU, tapped #12-24
OR-MM20930-X	30"D channel, 9'H, 58 RU, tapped #12-24

Notes: Replace the "X" tail code with "B" for black or "W" for white.

Static capacity 2,000 lbs. Assembly required.

Patent numbers 8,130,494 and 8,256,181.



# MIGHTY MO 20 CABLE MANAGEMENT SYSTEM

## Cable Management Racks

### OR-MM20ADJ

#### Mighty Mo 20 4-Post Racks



OR-MM20736ADJ38-B

### Mighty Mo 20® 4-Post Racks

Mighty Mo 20 4-post racks provide greater flexibility and optimum efficiency in any data center. The adjustable rack allows all 4 mounting rails to be adjusted even after the rack has been fastened to the floor. Front and rear waterfalls allow for equipment patching and server patching. All styles of Mighty Mo 20 vertical managers can be mounted front or rear and airflow baffles can be mounted to manage the airflow of side breathing equipment.

PART NO.	DESCRIPTION
OR-MM20736ADJ12-X	36"D adjustable, 7'H 45 RU, tapped #12-24
OR-MM20736ADJ38-X	36"D adjustable, 7'H, 45 RU, punched 3/8" square
OR-MM20742ADJ12-X	42"D adjustable, 7'H, 45 RU, tapped #12-24
OR-MM20742ADJ38-X	42"D adjustable, 7'H, 45 RU, punched 3/8" square
OR-MM20836ADJ12-X	36"D adjustable, 8'H, 51 RU, tapped #12-24
OR-MM20836ADJ38-X	36"D adjustable, 8'H, 51 RU, punched 3/8" square
OR-MM20842ADJ12-X	42"D adjustable, 8'H, 51 RU, tapped #12-24
OR-MM20842ADJ38-X	42"D adjustable, 8'H, 51 RU, punched 3/8" square

Notes: Replace the "X" tail code with "B" for black or "W" for white.

Static capacity 2,000 lbs. Assembly required.

Patent numbers 8,130,494 and 8,256,181.

# MIGHTY MO 20 CABLE MANAGEMENT SYSTEM

Cable Management Racks and Vertical Managers

## OR-MM20FXD

Mighty Mo 20 4-Post Rack Baffle Rails



OR-MM20730FXD12-B

## Mighty Mo 20® 4-Post Racks

Mighty Mo 20 4-post racks provide greater flexibility and optimum efficiency in any data center. The fixed racks provide an economical mounting platform for switches and servers. Front and rear waterfalls allow for equipment patching and server patching. All styles of Mighty Mo 20 vertical managers can be mounted front or rear and airflow baffles can be mounted to manage the airflow of side breathing equipment.

PART NO.	DESCRIPTION
OR-MM20730FXD12-X	30"D fixed, 7'H, 45 RU, tapped #12-24
OR-MM20730FXD38-X	30"D fixed, 7'H, 45 RU, punched 3/8" square
OR-MM20830FXD12-X	30"D fixed, 8'H, 51 RU, tapped #12-24
OR-MM20830FXD38-X	30"D fixed, 8' H, 51 RU, punched 3/8" square
OR-MM20930FXD38-X	30"D fixed, 9'H, 58 RU, tapped #12-24
OR-MM20930FXD12-X	30"D fixed, 9'H, 58 RU, punched 3/8" square

Notes: Replace the "X" tail code with "B" for black or "W" for white.  
Static capacity 2,000 lbs. Assembly required.  
Patent numbers 8,130,494 and 8,256,181.

## Mighty Mo 20 4-Post Rack Baffle Rails

Baffle rails allow 16-1/4", 24" and 30" deep airflow baffles to be mounted to the side of the adjustable 4-post rack, even when the mounting rails are set to a deeper dimension. The fixed version allows 16-1/4" and 24" baffles to be mounted to the 30" deep racks.

PART NO.	DESCRIPTION
OR-MM207FXDABR-X	For 7' MM20 4-post fixed racks
OR-MM207ADJABR-X	For 7' MM20 4-post adjustable racks
OR-MM208FXDABR-X	For 8' MM20 4-post fixed racks
OR-MM208ADJABR-X	For 8' MM20 4-post adjustable racks
OR-MM209FXDABR-X	For 9' MM20 4-post fixed racks

Notes: Replace the "X" tail code with "B" for black or "W" for white.

# MIGHTY MO 20 CABLE MANAGEMENT SYSTEM

## Vertical Managers

### OR-MM20VMD

#### Mighty Mo 20 Vertical Manager with Door



OR-MM20VMD710-B

### Mighty Mo® 20 Vertical Manager with Door

The wire frame and rack unit finger design promotes efficient routing of patch cords between racks. Dual hinged slam latch doors allow easy access during moves, adds and changes. Supplied with four cable management spools to provide slack storage for fiber jumpers and twelve bend limiting clips to protect fiber entering the vertical manager.

PART NO.	DESCRIPTION
OR-MM20VMD706-X	6.5"W x 10.25"D for 7' MM20 racks
OR-MM20VMD710-X	10.5"W x 15"D for 7' MM20 racks
OR-MM20VMD712-X	12.25"W x 15"D for 7' MM20 racks
OR-MM20VMD716-X	16.25"W x 15"D for 7' MM20 racks
OR-MM20VMD806-X	6.5"W x 10.25"D for 8' MM20 racks
OR-MM20VMD810-X	10.5"W x 15"D for 8' MM20 racks
OR-MM20VMD812-X	12.25"W x 15"D for 8' MM20 racks
OR-MM20VMD816-X	16.25"W x 15"D for 8' MM20 racks
OR-MM20VMD906-X	6.5"W x 10.25"D for 9' MM20 racks
OR-MM20VMD910-X	10.5"W x 15"D for 9' MM20 racks
OR-MM20VMD912-X	12.25"W x 15"D for 9' MM20 racks

Notes: Replace the "X" tail code with "B" for black or "W" for white.  
Patent numbers 6,946,605 and 7,026,553.



# MIGHTY MO 20 CABLE MANAGEMENT SYSTEM

## Vertical Managers

### OR-MM20VMS

#### Mighty Mo 20 Vertical Manager with Cover



OR-MM20VMS706-B

### Mighty Mo 20® Vertical Manager with Cover

The wire frame and rack unit finger design promotes efficient routing of patch cords between racks. Dual hinged snap-on covers allow easy access during moves, adds and changes. A 6" wide cage is supplied with four cable management spools and 12 bend-limiting clips.

PART NO.	DESCRIPTION
OR-MM20VMS704-X	3.75"W x 8.62"D for 7' MM20 racks
OR-MM20VMS706-X	6"W x 8.62"D for 7' MM20 racks
OR-MM20VMS710-X	10"W x 13.62"D for 7' MM20 racks
OR-MM20VMS804-X	3.75"W x 8.62"D for 8' MM20 racks
OR-MM20VMS806-X	6"W x 8.62"D for 8' MM20 racks
OR-MM20VMS810-X	10"W x 13.62"D for 8' MM20 racks
OR-MM20VMS904-X	3.75"W x 8.62"D for 9' MM20 racks
OR-MM20VMS906-X	6"W x 8.62"D for 9' MM20 racks
OR-MM20VMS910-X	10"W x 13.62"D for 9' MM20 racks

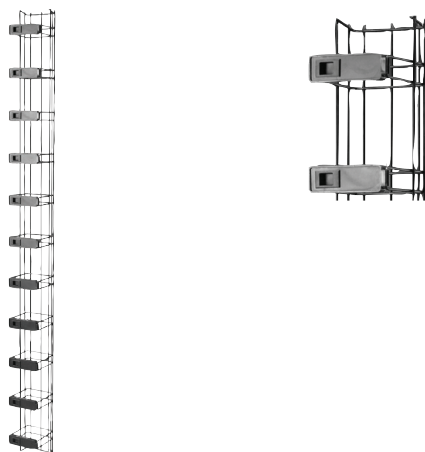
Notes: Replace the "X" tail code with "B" for black or "W" for white.  
Patent numbers 6,946,605 and 7,026,553.

# MIGHTY MO 20 CABLE MANAGEMENT SYSTEM

## Vertical Managers

### OR-MM20VML

#### Mighty Mo 20 Vertical Manager with Latches



OR-MM20VML706-B

### Mighty Mo 20® Vertical Manager with Latches

Wire frame and hinged latches allow easy access during moves, adds and changes. An efficient and economical choice for small to mid-size networks.

PART NO.	DESCRIPTION
OR-MM20VML704-X	4"W x 6.12"D for 7' MM20 racks
OR-MM20VML706-X	6"W x 6.12"D for 7' MM20 racks
OR-MM20VML804-X	4"W x 6.12"D for 8' MM20 racks
OR-MM20VML806-X	6"W x 6.12"D for 8' MM20 racks

Notes: Replace the "X" tail code with "B" for black or "W" for white.  
Patent number 6,365,834.

### OR-MM20VCT

#### Mighty Mo 20 Vertical Cable Tray



OR-MM20VCT70206-B

### Mighty Mo 20 Vertical Cable Tray

Vertical cable trays consist of a pre-cut section of Cablofil® cable tray and mounting hardware designed to mount on the rack and manage distribution cables routing from the patch panel and equipment out of the rack. It mounts to the strut on the rack and can be adjusted front to back.

PART NO.	DESCRIPTION
OR-MM20VCT70206-X	2"W x 6"D for 7' MM20 4-post racks
OR-MM20VCT70212-X	2"W x 12"D for 7' MM20 4-post racks
OR-MM20VCT80206-X	2"W x 6"D for 8' MM20 4-post racks
OR-MM20VCT80212-X	2"W x 12"D for 8' MM20 4-post racks

Notes: Replace the "X" tail code with "B" for black or "W" for white.

# MIGHTY MO 20 CABLE MANAGEMENT SYSTEM

## Rack Accessories

### OR-MM20ABL

#### Mighty Mo 20 Lightweight Airflow Baffles



OR-MM20ABL71612-B

### Mighty Mo 20® Lightweight Airflow Baffles

Mighty Mo 20 airflow baffles mount between racks, direct intake and exhaust air on side flow network equipment from cold aisle to hot aisle. The patented angle design utilizes less space, reduces back pressure and provides better overall performance than square duct style systems.

PART NO.	DESCRIPTION
OR-MM20ABL71612-X	For MM20716 rack and MM20VMD712 vertical manager
OR-MM20ABL71616-X	For MM20716 rack and MM20VMD716 vertical manager
OR-MM20ABL72412-X	For MM20724 rack and MM20VMD712 vertical manager
OR-MM20ABL72416-X	For MM20724 rack and MM20VMD716 vertical manager
OR-MM20ABL73012-X	For MM20730 rack and MM20VMD712 vertical manager
OR-MM20ABL73016-X	For MM20730 rack and MM20VMD716 vertical manager
OR-MM20ABL81612-X	For MM20816 rack and MM20VMD812 vertical manager
OR-MM20ABL81616-X	For MM20816 rack and MM20VMD816 vertical manager
OR-MM20ABL82412-X	For MM20824 rack and MM20VMD812 vertical manager
OR-MM20ABL82416-X	For MM20824 rack and MM20VMD816 vertical manager
OR-MM20ABL83012-X	For MM20830 rack and MM20VMD812 vertical manager
OR-MM20ABL83016-X	For MM20830 rack and MM20VMD816 vertical manager
OR-MM20ABL91612-X	For MM20916 rack and MM20VMD912 vertical manager
OR-MM20ABL91616-X	For MM20916 rack and MM20VMD916 vertical manager
OR-MM20ABL92412-X	For MM20924 rack and MM20VMD912 vertical manager
OR-MM20ABL92416-X	For MM20924 rack and MM20VMD916 vertical manager
OR-MM20ABL93012-X	For MM20930 rack and MM20VMD912 vertical manager

Notes: Replace the "X" tail code with "B" for black or "W" for white.  
Patent numbers 8,130,494 and 8,256,181.



# MIGHTY MO 20 CABLE MANAGEMENT SYSTEM

## Rack Accessories

### OR-MM20UCT2X2-X

#### Mighty Mo 20 Universal Cable Troughs



OR-MM20UCT2X2-B

### Mighty Mo 20® Universal Cable Troughs


Universal cable troughs snap into the hex pattern on the Mighty Mo 20 channel racks and are used to create a front to rear or vertical trough on the inside or outside of the channel. They can be mounted in a row to create a continuous trough or rotated at 30° increments to support cables through directional changes. Up to 3 HiLOC™ harnesses can be toollessly mounted into each trough. The 2" x 2" size is equipped with slots to allow it to be joined to Mighty Mo Fiber Raceway.

PART NO.	DESCRIPTION
OR-MM20UCT2X2-X	2" x 2" x 5.25" trough with hex mounting for MM20 channel racks, 6pk

Notes: Replace the "X" tail code with "B" for black or "W" for white.

### OR-MM20HMZ

#### Mighty Mo 20 Zero-U Horizontal Managers



OR-MM20HMZR19-B

### Mighty Mo 20 Zero-U Horizontal Managers

Zero rack unit horizontal managers slide into the slots in the Mighty Mo 20 fingers and provide support for fiber and copper cables exiting horizontal equipment modules. They toollessly lock into place with the 19" version mounting between 2 vertical managers in front of the equipment. Internal versions are sized to fit inside the vertical managers and provide a continuous horizontal path across the front of the racks and managers.

PART NO.	DESCRIPTION
OR-MM20HMZR19-X	For front of rack between two VMD or VMS style managers
OR-MM20HMZR06-X	For MM20 6"W VMD and VMS style managers
OR-MM20HMZR10-X	For MM20 10"W VMD and VMS style managers
OR-MM20HMZR12-X	For MM20 12"W VMD style managers
OR-MM20HMZR16-X	For MM20 16"W VMD style managers

Notes: Replace the "X" tail code with "B" for black or "W" for white.

# MIGHTY MO 20 CABLE MANAGEMENT SYSTEM

## Rack Accessories

### OR-MM20BLC-X

#### Mighty Mo 20 Bend Limiting Clips



OR-MM20BLC-B

### Mighty Mo 20® Bend Limiting Clips

Bend limiting clips snap on to any finger on the vertical management cage to provide bend limitation for fiber jumpers entering and exiting the cage. The half oval design provides 180° protection for fiber jumpers.

PART NO.	DESCRIPTION
OR-MM20BLC-X	6.25" L for VMD or VMS style managers, 12pk

Notes: Replace the "X" tail code with "B" for black or "W" for white.

### OR-MM20CMS

#### Mighty Mo 20 Cable Management Spools



OR-MM20CMS6-B

### Mighty Mo 20 Cable Management Spools

Cable management spools effectively manage excess fiber cable slack, providing flexibility and the proper bend radius for cables. They mount at rack unit intervals on the front of the 6" wide vertical manager or on the front and rear of the 10" and wider vertical managers with fingers.

PART NO.	DESCRIPTION
OR-MM20CMS10-X	11" L for 10", 12" and 16" W VMD or VMS style managers, 4pk
OR-MM20CMS6-X	6" L for 6" W VMD or VMS style managers, 4pk

Notes: Replace the "X" tail code with "B" for black or "W" for white.

### OR-MM20CMR

#### Mighty Mo 20 Cable Management Rings



OR-MM20CMR6-B

### Mighty Mo 20 Cable Management Rings

These black plastic rings flex at the end for easy insertion or removal of cables. The 3/8" 1/4 turn connector mounts on the front and back of the Mighty Mo racks. It can also be installed into 3/8" square accessory holes on the sides of the Mighty Mo racks or into any open 3/8" square EIA mounting hole.

PART NO.	DESCRIPTION
OR-MM20CMR3-X	1.75" x 3" ring mounts in 3/8" square holes, 14pk
OR-MM20CMR6-X	1.75" x 6" ring mounts in 3/8" square holes, 15pk

Notes: Replace the "X" tail code with "B" for black or "W" for white.

# MIGHTY MO 20 CABLE MANAGEMENT SYSTEM

## Rack Accessories

### OR-MM20WFE-X Mighty Mo 20 Waterfall Extension



OR-MM20WFE-B


### Mighty Mo 20® Waterfall Extension

Increases the height of the front flange of the Mighty Mo waterfall by 2.25" when additional cable capacity is required.

PART NO.	DESCRIPTION
OR-MM20WFE-X	19.12"W x 4.5"H fits any MM20 waterfall

Notes: Replace the "X" tail code with "B" for black or "W" for white.

### OR-MM20ESB Mighty Mo 20 Equipment Support Brackets



OR-MM20ESB16-B

### Mighty Mo 20 Equipment Support Brackets

The 6" equipment support brackets can be cantilever mounted at the rear of any Mighty Mo rack and used to support equipment mounted to the front rails. Deeper equipment support brackets are sized to the 16-1/4" to 30" channel racks and 4-point mount with the equipment's mounting ears to provide zero unit support from front-to-back.

PART NO.	DESCRIPTION
OR-MM20ESB06-X	Set of brackets 6"D for rear support on all MM20 racks
OR-MM20ESB16-X	Set of brackets for MM20 16-1/4"D channel racks
OR-MM20ESB24-X	Set of brackets for MM20 24"D channel racks
OR-MM20ESB30-X	Set of brackets for MM20 30"D channel racks

Notes: Replace the "X" tail code with "B" for black or "W" for white.

### OR-MM20CT Mighty Mo 20 Cable Troughs



OR-MM20CT4RU-B

### Mighty Mo 20 Cable Troughs

Cable troughs support fiber cables at the bottom of Mighty Mo racks. The kit includes an extension that bridges the space between racks and creates a continuous trough at the bottom of the row.

PART NO.	DESCRIPTION
OR-MM20CT4RU-X	8"D x 4"H, requires 4 bottom RU of MM20 racks
OR-MM20CT4RUK-X	8"D x 4"H requires 4 bottom RU of MM20 racks, with extension

Notes: Replace the "X" tail code with "B" for black or "W" for white.



# MIGHTY MO 20 CABLE MANAGEMENT SYSTEM

## Rack Accessories

### OR-MM20CRB

#### Mighty Mo 20 Cable Runway Mounting Brackets



OR-MM20CRB06-B

### Mighty Mo 20® Cable Runway Mounting Brackets

Cable troughs support fiber cables at the bottom of Mighty Mo racks. The kit includes an extension that bridges the space between racks and creates a continuous trough at the bottom of the row.

PART NO.	DESCRIPTION
OR-MM20CRB06-X	2"H for MM20 6-1/2" channel racks, supports runway up to 18"W
OR-MM20CRB10-X	2"H for MM20 10-1/2" channel racks, supports runway up to 18"W
OR-MM20CRB16-X	2"H for MM20 16-1/4" channel racks, supports runway up to 18"W
OR-MM20CRB1624-X	2"H for MM20 16-1/4" channel racks, supports runway up to 24"W
OR-MM20CRB24-X	2"H for MM20 24" channel racks, supports runway up to 24"W
OR-MM20CRB30-X	2"H for MM20 30" channel racks, supports runway up to 24"W
OR-MM20CRB4PU-X	2"H for the side of MM20 4-post racks, supports runway up to 24"W
OR-MM20CRB4PRU-X	2"H for the rear of MM20 4-post racks, supports runway up to 18"W
OR-MM20CRB6H06-X	6"H for MM20 6-1/6" channel racks, supports runway up to 18"W
OR-MM20CRB6H10-X	6"H for MM20 10-1/6" channel racks, supports runway up to 18"W
OR-MM20CRB6H16-X	6"H for MM20 16-1/4" channel racks, supports runway up to 18"W
OR-MM20CRB6H1624-X	6"H for MM20 16-1/4" channel racks, supports runway up to 24"W
OR-MM20CRB6H24-X	6"H for MM20 24" channel racks, supports runway up to 24"W
OR-MM20CRB6H30-X	6"H for MM20 30" channel racks, supports runway up to 24"W
OR-MM20CRB6H4PU-X	6"H for the side of MM20 4-post racks, supports runway up to 24"W
OR-MM20CRB6H4PRU-X	6"H for the rear of MM20 4-post racks, supports runway up to 18"W

Notes: Replace the "X" tail code with "B" for black or "W" for white.

# MIGHTY MO 20 CABLE MANAGEMENT SYSTEM

## Rack Accessories

### OR-MM20CTB

#### Mighty Mo 20 Cable Tray Mounting Brackets



OR-MM20CTB16-B

### Mighty Mo 20® Cable Tray Mounting Brackets

Mounts to the top side of the Mighty Mo rack channels or frames, providing mounting for runway (ladder rack) to run parallel with the row of racks. Standard brackets position the bottom of the runway at 2" above the rack height and 6" high brackets position the bottom of the runway at 6" above the rack height.

PART NO.	DESCRIPTION
OR-MM20CTB06-X	2"H for MM20 6-1/2" channel racks, supports wire tray up to 18"W
OR-MM20CTB10-X	2"H for MM20 10-1/2" channel racks, supports wire tray up to 18"W
OR-MM20CTB16-X	2"H for MM20 16-1/4" channel racks, supports wire tray up to 18"W
OR-MM20CTB1624-X	2"H for MM20 16-1/4" channel racks, supports wire tray up to 24"W
OR-MM20CTB24-X	2"H for MM20 24" channel racks, supports wire tray up to 24"W
OR-MM20CTB30-X	2"H for MM20 30" channel racks, supports wire tray up to 24"W
OR-MM20CTB4PU-X	2"H for the side of MM20 4-post racks, supports wire tray up to 24"W
OR-MM20CTB4PRU-X	2"H for the rear of MM20 4-post racks, supports wire tray up to 18"W
OR-MM20CTB6H06-X	6"H for MM20 6-1/6" channel racks, supports wire tray up to 18"W
OR-MM20CTB6H10-X	6"H for MM20 10-1/6" channel racks, supports wire tray up to 18"W
OR-MM20CTB6H16-X	6"H for MM20 16-1/4" channel racks, supports wire tray up to 18"W
OR-MM20CTB6H1624-X	6"H for MM20 16-1/4" channel racks, supports wire tray up to 24"W
OR-MM20CTB6H24-X	6"H for MM20 24" channel racks, supports wire tray up to 24"W
OR-MM20CTB6H30-X	6"H for MM20 30" channel racks, supports wire tray up to 24"W
OR-MM20CTB6H4PU-X	6"H for the side of MM20 4-post racks, supports wire tray up to 24"W
OR-MM20CTB6H4PRU-X	6"H for the rear of MM20 4-post racks, supports wire tray up to 24"W

Notes: Replace the "X" tail code with "B" for black or "W" for white.

# MIGHTY MO 20 CABLE MANAGEMENT SYSTEM

## Rack Accessories

### OR-MM20BDC

#### Mighty Mo 20 Base Dust Covers



OR-MM20BDC16-B

### Mighty Mo 20® Base Dust Covers

Prevents dust and debris from accumulating in the rack base. Scored for bending to clear cables from floor up to channel.

PART NO.	DESCRIPTION
OR-MM20BDC06-X	For 6-1/2"D MM20 channel racks
OR-MM20BDC10-X	For 10-1/2"D MM20 channel racks
OR-MM20BDC16-X	For 16-1/4"D MM20 channel racks
OR-MM20BDC24-X	For 24"D MM20 channel racks
OR-MM20BDC30-X	For 30"D MM20 channel racks

Notes: Replace the "X" tail code with "B" for black or "W" for white.

### OR-MM20EP

#### Mighty Mo 20 End Panels



OR-MM20EP716-B

### Mighty Mo 20 End Panels

The 4.4" wide end panel is used to finish the end of a row of Mighty Mo racks when a 6" wide vertical manager is mounted at the end of the row. It mounts directly to the rack behind the manager, providing a stable mounting surface for the manager and concealing cables in the rack frame.

PART NO.	DESCRIPTION
OR-MM20EP706-X	For MM20706 channel rack behind a MM20VMD706 manager
OR-MM20EP710-X	For MM20710 channel rack behind a MM20VMD706 manager
OR-MM20EP716-X	For MM20716 channel rack behind a MM20VMD706 manager
OR-MM20EP724-X	For MM20724 channel rack behind a MM20VMD706 manager
OR-MM20EP730-X	For MM20730 channel and MM20730FXD 4-post racks behind a MM20VMD706 manager
OR-MM20EP736-X	For MM20736ADJ 4-post racks behind a MM20VMD706 manager
OR-MM20EP742-X	For MM20742ADJ 4-post racks behind a MM20VMD706 manager
OR-MM20EP810-X	For MM20810 channel rack behind a MM20VMD806 manager
OR-MM20EP816-X	For MM20816 channel rack behind a MM20VMD806 manager
OR-MM20EP824-X	For MM20824 channel rack behind a MM20VMD806 manager
OR-MM20EP830-X	For MM20830 channel and MM20830FXD 4-post racks behind a MM20VMD806 manager
OR-MM20EP836-X	For MM20836ADJ 4-post racks behind a MM20VMD806 manager

Notes: Replace the "X" tail code with "B" for black or "W" for white.

# MIGHTY MO 20 CABLE MANAGEMENT SYSTEM

## Rack Accessories

### OR-MM20EP

#### Mighty Mo 20 End Panels

### OR-MM20EPN

#### Mighty Mo 20 Narrow End Panels



OR-MM20EPN716-B

### Mighty Mo 20® End Panels (cont)

PART NO.	DESCRIPTION
OR-MM20EP842-X	For MM20842ADJ 4-post racks behind a MM20VMD806 manager
OR-MM20EP916-X	For MM20916 channel rack behind a MM20VMD906 manager
OR-MM20EP924-X	For MM20924 channel rack behind a MM20VMD906 manager
OR-MM20EP930-X	For MM20930 channel and MM20930FXD 4-post racks behind a MM20VMD906 manager

Notes: Replace the "X" tail code with "B" for black or "W" for white.

### Mighty Mo 20 Narrow End Panels

The 2.25" wide end panel is used to finish the end of a row of Mighty Mo racks when a 10" or wider vertical manager is mounted at the end of the row. It mounts directly behind the manager concealing cables in the rack frame. The narrow end panel requires the use of an end panel support bracket to stabilize the rear of the end panel.

PART NO.	DESCRIPTION
OR-MM20EPN706-X	For MM20706 channel rack behind a MM20VMD710 or wider manager
OR-MM20EPN710-X	For MM20710 channel rack behind a MM20VMD710 or wider manager
OR-MM20EPN716-X	For MM20716 channel rack behind a MM20VMD710 or wider manager
OR-MM20EPN724-X	For MM20724 channel rack behind a MM20VMD710 or wider manager
OR-MM20EPN730-X	For MM20730 channel and MM20730FXD 4-post racks behind a MM20VMD710 or wider manager
OR-MM20EPN736-X	For MM20736ADJ 4-post racks behind a MM20VMD710 or wider manager
OR-MM20EPN742-X	For MM20742ADJ 4-post racks behind a MM20VMD710 or wider manager
OR-MM20EPN810-X	For MM20810 channel rack behind a MM20VMD810 or wider manager
OR-MM20EPN816-X	For MM20816 channel rack behind a MM20VMD810 or wider manager
OR-MM20EPN824-X	For MM20824 channel rack behind a MM20VMD810 or wider manager
OR-MM20EPN830-X	For MM20830 channel and MM20830FXD 4-post racks behind a MM20VMD810 or wider manager
OR-MM20EPN836-X	For MM20836ADJ 4-post racks behind a MM20VMD810 or wider manager

Notes: Replace the "X" tail code with "B" for black or "W" for white.



# MIGHTY MO 20 CABLE MANAGEMENT SYSTEM

## Rack Accessories

### OR-MM20EPN

#### Mighty Mo 20 Narrow End Panels


### Mighty Mo 20® Narrow End Panels (cont)

PART NO.	DESCRIPTION
OR-MM20EPN842-X	For MM20842ADJ 4-Post racks behind a MM20VMD810 or wider manager
OR-MM20EPN916-X	For MM20916 channel rack behind a MM20VMD910 or wider manager
OR-MM20EPN924-X	For MM20924 channel rack behind a MM20VMD910 or wider manager
OR-MM20EPN930-X	For MM20930 channel and MM20930FXD 4-post racks behind a MM20VMD910 or wider manager

Notes: Replace the "X" tail code with "B" for black or "W" for white.

### OR-MM20BDC

#### Mighty Mo 20 End Panel Support Brackets



OR-MM20EPS-B

### Mighty Mo 20 End Panel Support Brackets

The end panel support brackets mount from the rack to the narrow end panels to stabilize the rear of the end panel.

PART NO.	DESCRIPTION
OR-MM20EPS16-X	For bracing MM20 narrow end panels behind 16"W VMD managers
OR-MM20EPS-X	For bracing MM20 narrow end panels behind 10"W or 12"W VMD managers

Notes: Replace the "X" tail code with "B" for black or "W" for white.



# MIGHTY MO 20 CABLE MANAGEMENT SYSTEM

## Rack Accessories

### OR-MM20VMD

#### Mighty Mo 20 VMD Finger Covers



OR-MM20VMD7FC-B

### Mighty Mo 20® VMD Finger Covers

The finger cover is used to finish the end of a row of Mighty Mo racks by covering up the side of the vertical manager. Finger covers mount to the fingers on the VMD or VMS vertical managers and when used with an end panel, completely cover the end of the row.

PART NO.	DESCRIPTION
OR-MM20VMD7FC-X	For 7' MM20VMD managers
OR-MM20VMD8FC-X	For 8' MM20VMD managers
OR-MM20VMD9FC-X	For 9' MM20VMD managers


Notes: Replace the "X" tail code with "B" for black or "W" for white.



# MIGHTY MO 20



designed to be better.™



©2014 Legrand All Rights Reserved rev.05/14 MM20



**Data Communications**  
125 Eugene O'Neill Drive  
New London, CT 06320  
800.934.5432  
[www.legrand.us](http://www.legrand.us)

570 Applewood Crescent  
Vaughan, Ontario L4K 4B4  
905.738.9195  
[www.legrand.ca](http://www.legrand.ca)

